

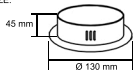
# ENGLISH IP20

## Specification of installation

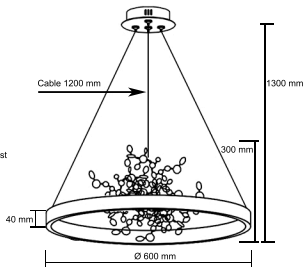
In order to ensure safety use, please notice the following items:

- Read and understand the whole Specification.
- Suitable for the use of 220-240V and 50-60Hz.
- Must be installed on the fixed places and be checked annually
- Please wear gloves as instalment and avoid rot on the surface of plaeting.
- **Please turn off** the lighting source by soft cloth as cleaning prohibited to use of rotted detergent.
- Please connect with the local sales service center when there are any anomaly.

## CEILING PAN SIZE:

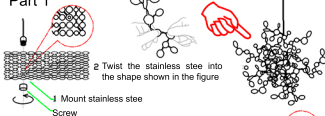


## FIXTURE SIZE:

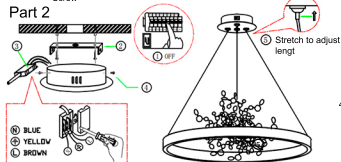


1. AC switch
2. Mount hanging board
3. Junction box
4. Fixed canopy
5. Adjust height
6. LED\*1 45W(3000k)+G9\*3 MAX LED 18W

## Part 1



## Part 2



N BLUE  
+ YELLOW  
L BROWN

Neutral N  
Ground wire E  
Live wire L

Neutral N  
Ground wire E  
Live wire L

Product coding: GARDEN SPLED+3 D600 GOLD